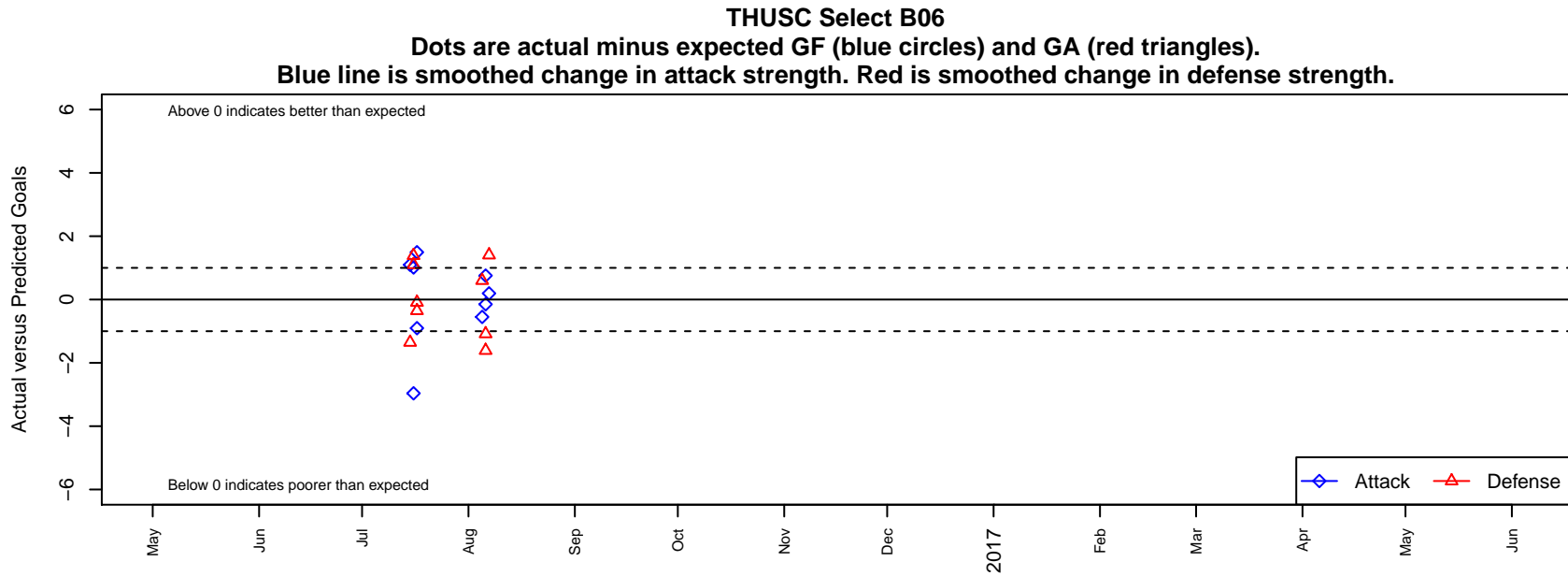


# THUSC Select B06

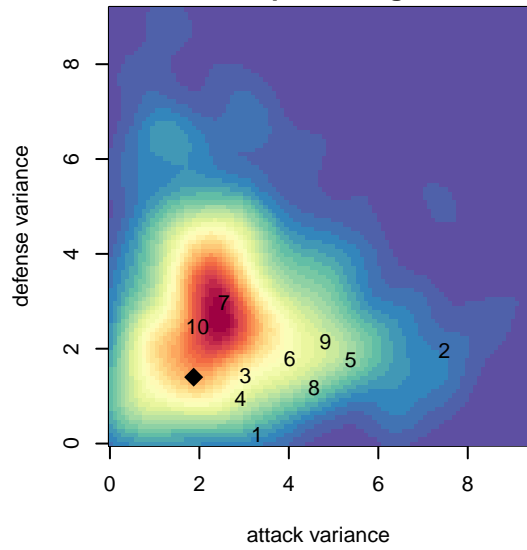
Tualatin Hills United SC  
Beaverton, OR  
B06 total strength=637  
attack=0.64 defense=0.51

alt names used:  
THUSC Select B06

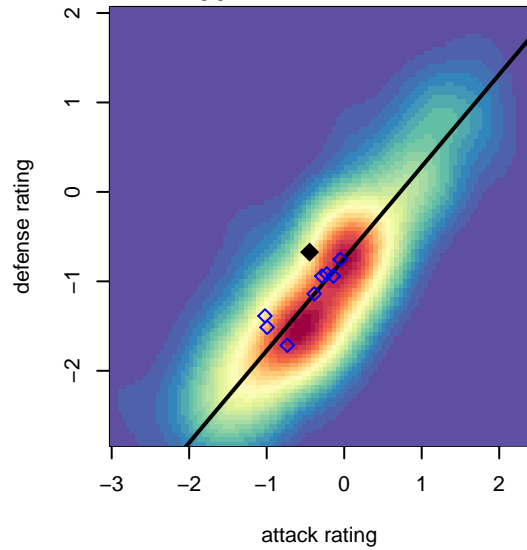
Venues played:  
2016 Beaverton Cup BU11 Silver  
2016 Mt Hood Challenge U11 Bronze



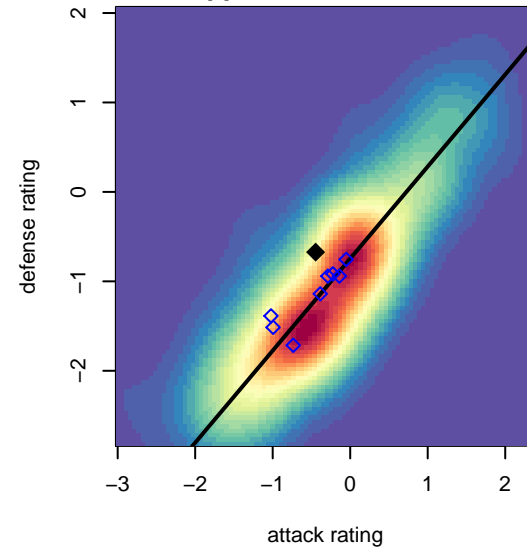
**attack and defense variance (black dot)  
relative to other teams  
and top 10 in region**



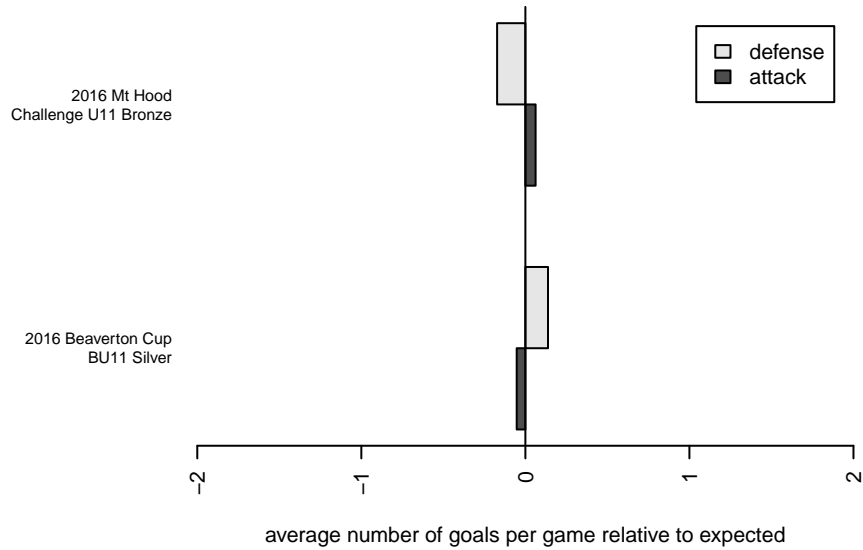
**attack and defense rating  
relative to others at age  
and all opponents in last 13 months**



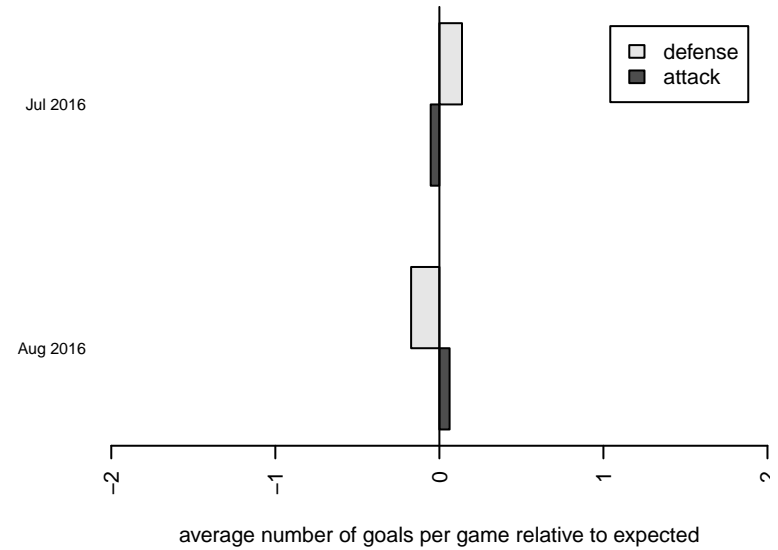
**attack and defense rating  
relative to others at age  
and all opponents in last 13 months**



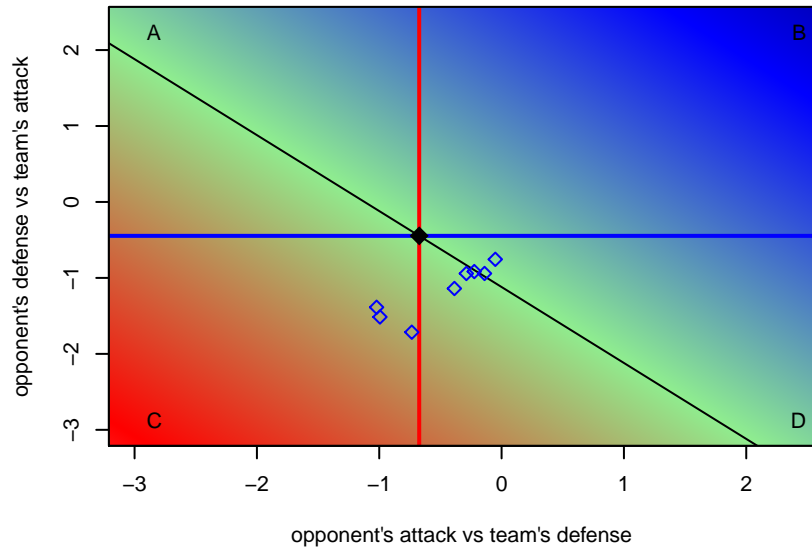
**Performance relative to 13 month average**



**Performance relative to 13 month average**



Distribution of opponents  
 Red = Lose zone, Blue = Win zone, Green = Even  
 Black line separates win/lose zones



lot. A=Neither has attack advantage, B=Opponent has both attack and defense advantage, C=Opponent has both attack and defense disadvantage, D=Both have

<b>date</b>	<b>home</b>		<b>away</b>		<b>venue</b>	<b>pred.home</b>	<b>pred.away</b>
2016-08-07	PCU Black 1 B06	0	THUSC Select B06	2	2016 Mt Hood Challenge U11 Bronze	1.41	1.81
2016-08-06	THUSC Select B06	3	Breakers Red Derby B06	2	2016 Mt Hood Challenge U11 Bronze	2.25	0.92
2016-08-06	Academia Leon B06	3	THUSC Select B06	2	2016 Mt Hood Challenge U11 Bronze	1.39	2.15
2016-08-05	Capital FC Timbers Black B06	1	THUSC Select B06	1	2016 Mt Hood Challenge U11 Bronze	1.60	1.55
2016-07-17	THUSC Select B06	2	ETFC Bayern Grey B06	1	2016 Beaverton Cup BU11 Silver	2.90	0.65
2016-07-17	THUSC Select B06	3	LYS Black B06	2	2016 Beaverton Cup BU11 Silver	1.51	1.91
2016-07-16	SESC Chieftains White B06	0	THUSC Select B06	0	2016 Beaverton Cup BU11 Silver	1.10	2.96
2016-07-16	THUSC Select B06	3	ETFC Bayern White B06	0	2016 Beaverton Cup BU11 Silver	1.99	1.39
2016-07-15	ETFC Bayern Grey B06	2	THUSC Select B06	4	2016 Beaverton Cup BU11 Silver	0.65	2.90